KAMM

Montaggio

Rings assembling

Montage du manchon

Montaje del Anillo

Montage des Nutringes



1 Inserire il primo anello nel tubo.

Slide the first element on the shaft.



2 Fissare il primo anello con una vite autofilettante.

Fix the first element with self-threading screw.

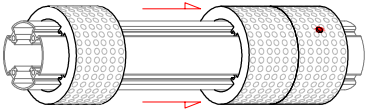

3 Inserire gli altri elementi seguendo lo schema di montaggio.

Slide the other elements on the shaft as showed on the assembling drawing.

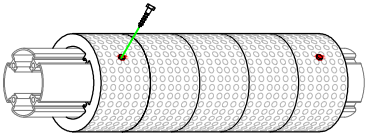

4 Fissare l'ultimo anello con una vite autofilettante.

Fix the last element with a self-threading screw.

Info



Tutti gli elementi Kamm sono dotati di spinotti di fissaggio (illustrati in foto) per garantire una perfetta efficienza della spazzola.

All kamm elements have fixing pins (showed in the picture) to assure a perfect brush efficiency.

FAVAGROSSA